

APPENDIX TO THE INSTRUCTION MANUAL  
OF 3-WAY MIXING VALVES ARV VARIO PROCLICK



AFRISO Sp. z o.o.  
Szańska, ul. Kościelna 7  
42-677 Czekanów  
www.afriso.pl

Customer Service Team  
tel. +4 (0) 32 330 33 55  
info@afriso.pl

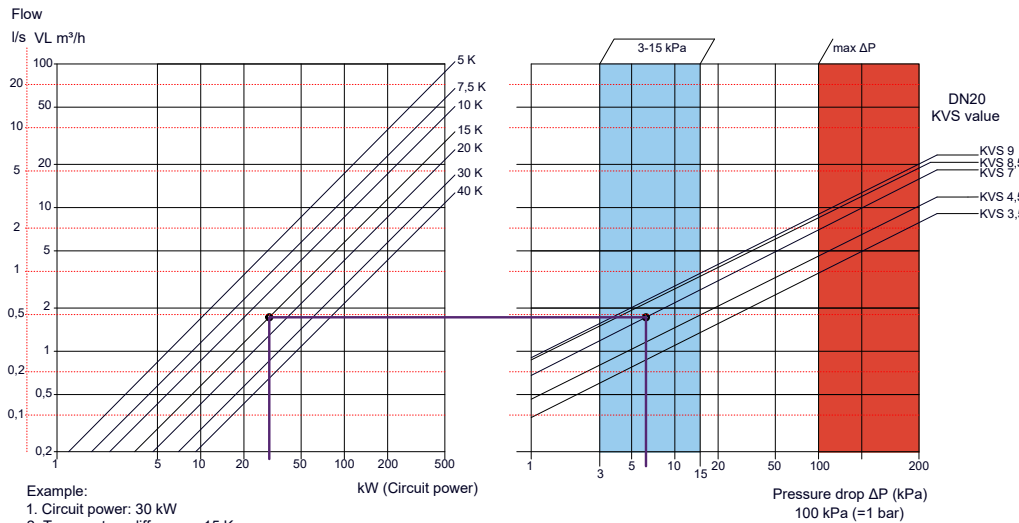
3-way rotary  
mixing valves  
ARV Vario ProClick

On each of the ARV Vario ProClick 3-way mixing valves there is a nameplate with three marked Kvs coefficient values. In addition, it is also possible to select intermediate values between these values.

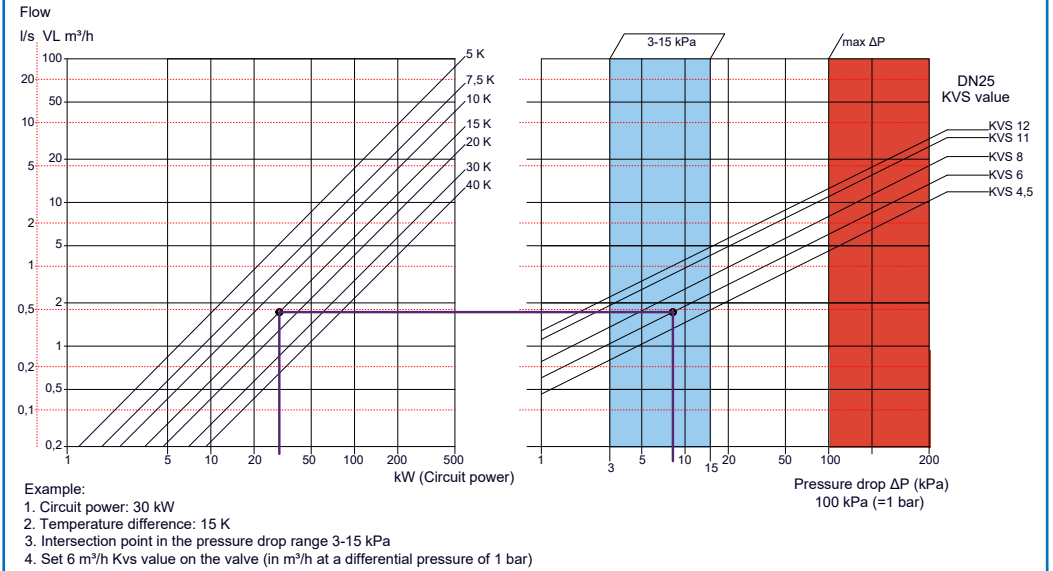
The diagrams below show a simplified way of selecting the Kvs value for each valve size. If the selected valve has a pressure drop value of less than 3 kPa at the minimum Kvs value, select a valve with a smaller diameter and for this determine the required Kvs. If the pressure drop value is bigger than 15 kPa at the maximum Kvs value, select a valve with a larger diameter and for this determine the required Kvs.

The procedure for Kvs selection is described in detail in the valves manual in chapter: „Valve selection and Kvs setting”.

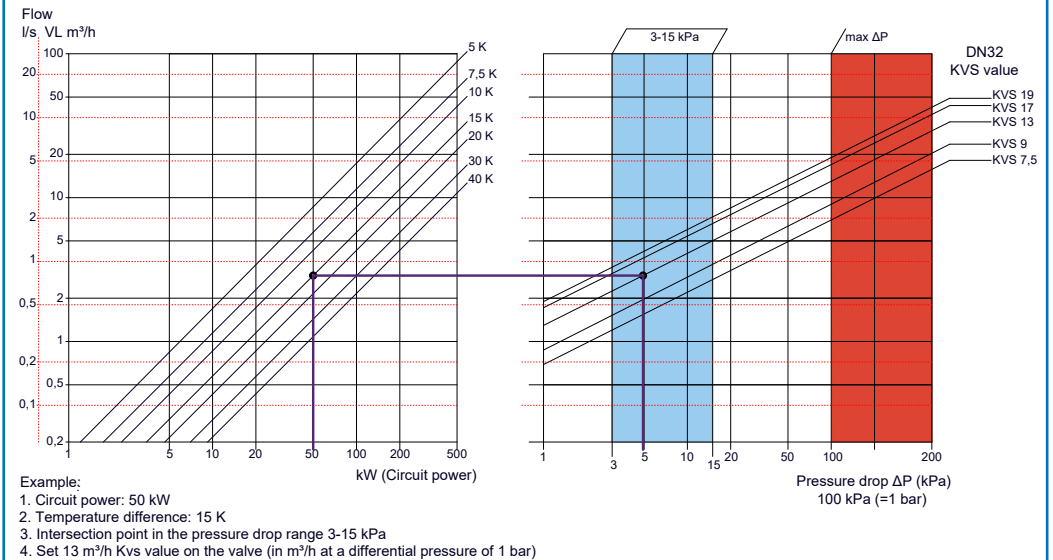
DN20: ARV 362 Vario ProClick, ARV 382 Vario ProClick, ARV 393 Vario ProClick



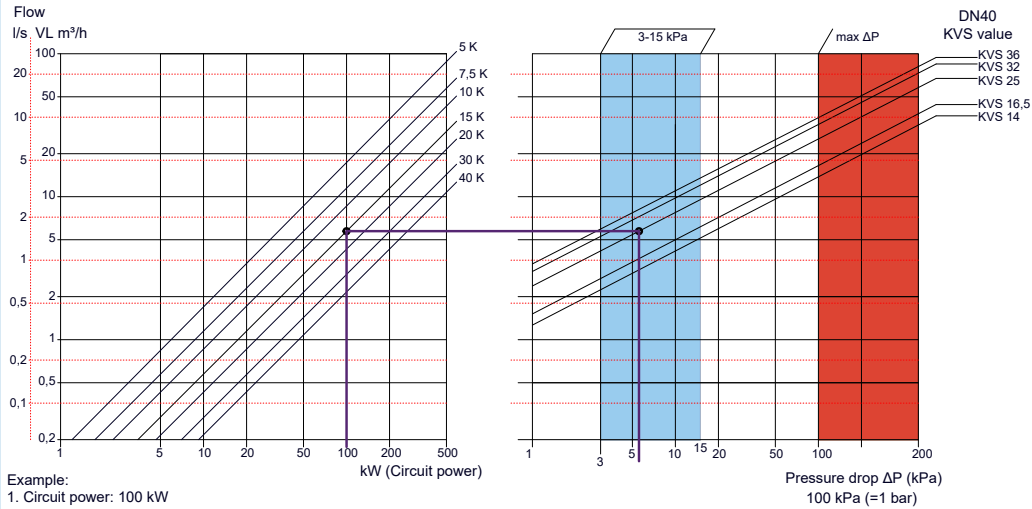
DN25: ARV 384 Vario ProClick, ARV 394 Vario ProClick



DN32: ARV 385 Vario ProClick, ARV 395 Vario ProClick



## DN40: ARV 386 Vario ProClick, ARV 396 Vario ProClick



## DN50: ARV 387 Vario ProClick, ARV 397 Vario ProClick

